

CAPRICE™

DISPENSERS

- > ROLL TOWEL
- > AUTO-CUT
- > INTERLEAVED TOWEL
- > CENTREFEED TOWEL
- > INTERLEAVED TOILET TISSUE
- > TOILET ROLL
- > JUMBO TOILET ROLL

Caprice Paper Products
T (61) 3 9725 3522
E sales@capricepaper.com.au
www.capricepaper.com.au



Caprice offers a wide range of stylish, practical dispensers for paper towel and toilet rolls.

ROLL TOWEL DISPENSER



Code: DRT
Caprice Roll Towel Dispenser (Metal)

Suitable Product: 0080CW, 0090CW, 0100CW, 1012CW, 0080GR, 0080G

Inner Qty:	1
Carton Qty:	4
Dimensions (WxDxH):	22cm x 19cm x 25cm

Code: RTDSP
Roll Towel Dispenser (Spindle)

Inner Qty:	1
Carton Qty:	4

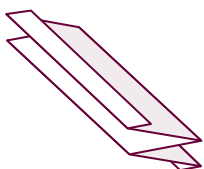
AUTO-CUT DISPENSER



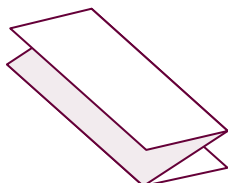
Code: DAT
Caprice Auto-Cut Towel Dispenser (ABS Plastic)

Suitable Product:	0200PW
Inner Qty:	1
Carton Qty:	4
Dimensions (WxDxH):	27cm x 23cm x 37cm

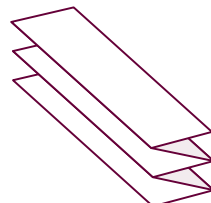
VARIETY OF FOLD TYPES THAT CAPRICE INTERLEAVED TOWEL DISPENSERS SUPPORT




Interleaved



Slimfold



Duro Compact



Ultrasoft Compact

INTERLEAVED TOILET TISSUE DISPENSER



Code: DSIL
Caprice Interleaf Toilet Tissue Dispenser (ABS Plastic)

Suitable Product:	245CW
Inner Qty:	1
Carton Qty:	1
Dimensions (WxDxH):	13cm x 13cm x 31cm

TOILET ROLL DISPENSER



Code: D3TRP
3 Roll Toilet Roll Dispenser (ABS Plastic)

Suitable Product:	400CW, 700CW, 400C, 700C, 400V, 700V, 225CW, 400PL
Inner Qty:	1
Carton Qty:	1
Dimensions (WxDxH):	13cm x 15cm x 43cm

CENTREFEED TOWEL DISPENSER



Code: DCF
Caprice Centrefeed Towel Dispenser (ABS Plastic)

Suitable Product:	3219CW, 3019C
Inner Qty:	1
Carton Qty:	1
Dimensions (WxDxH):	23cm x 24cm x 36cm

INTERLEAVED TOWEL DISPENSERS



Code: DCT
Caprice Compact Towel Dispenser (ABS Plastic)

Suitable Product:	1929CW, 2520CU
Inner Qty:	1
Carton Qty:	10
Dimensions (WxDxH):	7cm x 23cm x 29cm



Code: DIL
Interleaved Towel Dispenser (Metal)

Suitable Product:	1516CW, 1516CU, 2324CW, 2324CU, 1516GR, 2400PL
Inner Qty:	1
Carton Qty:	10
Dimensions (WxDxH):	25cm x 8cm x 40cm



Code: DPILB
Caprice Interleaved Towel Dispenser (Black ABS Plastic)

Suitable Product:	1516CW, 1516CU, 4000CU, 1620CW, 2324CW, 1516GR, 2324CU, 3200CW, 2400PL, 4000PL
Inner Qty:	1
Carton Qty:	12
Dimensions (WxDxH):	25cm x 9cm x 34cm



Code: DPILW
Caprice Interleaved Towel Dispenser (White ABS Plastic)

Suitable Product:	1516CW, 1516CU, 4000CU, 1620CW, 2324CW, 1516GR, 2324CU, 3200CW, 2400PL, 4000PL
Inner Qty:	1
Carton Qty:	12
Dimensions (WxD xH):	25cm x 9cm x 34cm

JUMBO TOILET ROLL DISPENSERS



Code: DPJ
Caprice Jumbo Roll Dispenser (ABS Plastic)

Suitable Product:	300CW, 500CW, 300CR, 300V
Inner Qty:	1
Carton Qty:	12
Dimensions (WxDxH):	27cm x 12cm x 29cm



Code: DP2JL
Caprice Jumbo Twin Roll Dispenser Large (ABS Plastic)

Suitable Product:	300CW, 500CW, 300CR, 300V
Inner Qty:	1
Carton Qty:	1
Dimensions (WxDxH):	51cm x 13cm x 29cm



Code: DRRJ
Caprice Jumbo Reserve Roll Dispenser (ABS Plastic)

Suitable Product:	300CW, 500CW, 300CR, 300V
Inner Qty:	1
Carton Qty:	1
Dimensions (WxDxH):	40cm x 13cm x 33cm



Code: DTJSS
Jumbo Roll Dispenser (Stainless Steel)

Suitable Product:	300CW, 500CW, 300CR, 300V
Inner Qty:	1
Carton Qty:	6
Dimensions (WxDxH):	27cm x 12cm x 28cm



Code: DP2JM
Mini Jumbo Twin Roll Dispenser (ABS Plastic)

Suitable Product:	115CW
Inner Qty:	1
Carton Qty:	1
Dimensions (WxDxH):	31cm x 12cm x 19cm